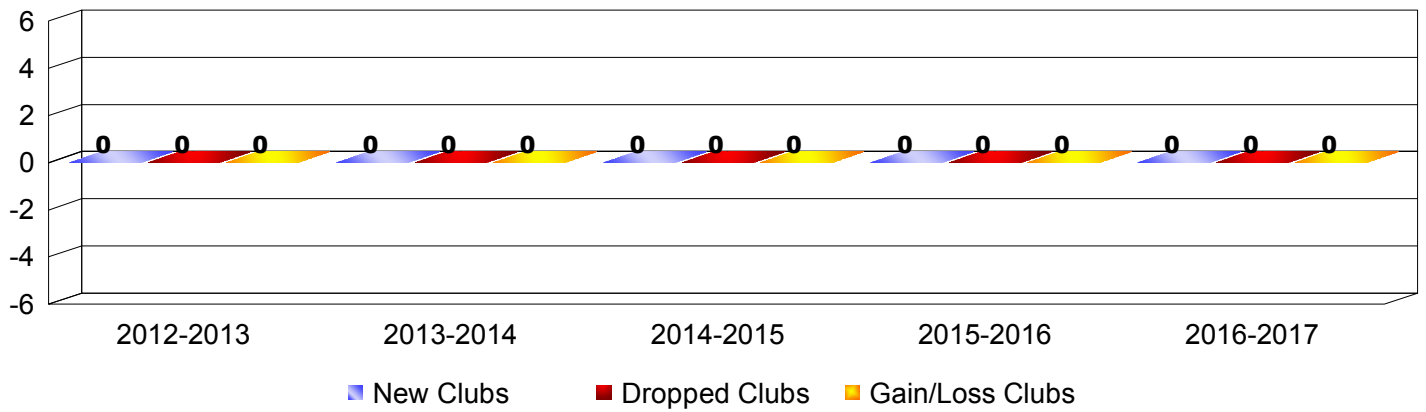
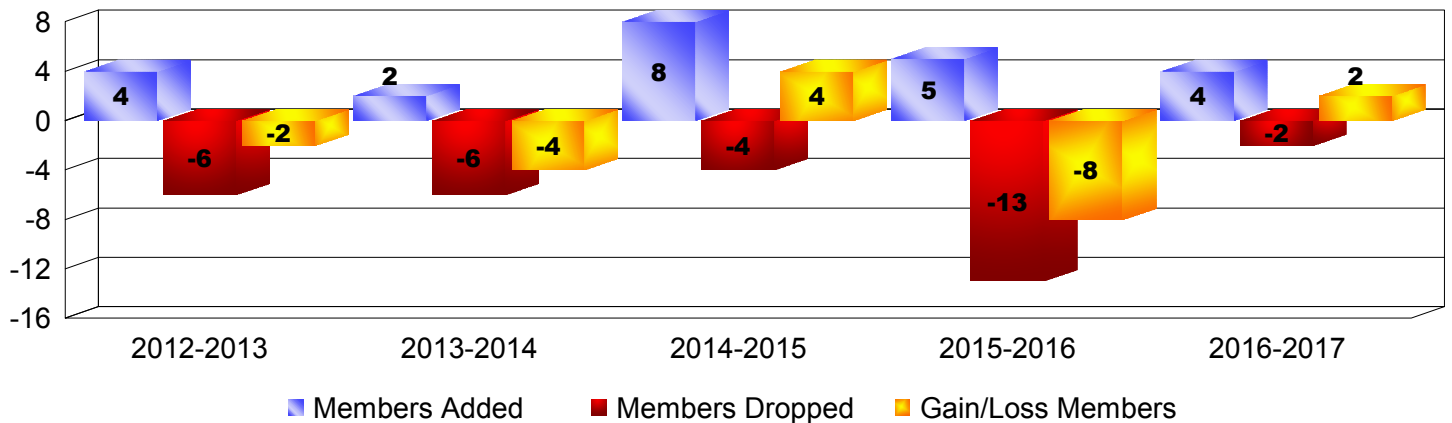


Year	New Clubs	Dropped Clubs	Gain/ Loss Clubs	New Members	Charter Members	Reinstate Members	Transfer Members	Total Member Added	Total Members Dropped	Gain/ Loss Members
2012-2013	0	0	0	0	0	0	0	0	-1	-1
2012-2013	0	0	0	4	0	0	0	4	-5	-1
2013-2014	0	0	0	0	0	0	0	0	0	0
2013-2014	0	0	0	2	0	0	0	2	-6	-4
2014-2015	0	0	0	0	0	0	0	0	0	0
2014-2015	0	0	0	8	0	0	0	8	-4	4
2015-2016	0	0	0	0	0	0	0	0	-1	-1
2015-2016	0	0	0	5	0	0	0	5	-12	-7
2016-2017	0	0	0	0	0	0	0	0	0	0
2016-2017	0	0	0	4	0	0	0	4	-2	2
Average	0	0	0	2	0	0	0	2	-3	-1

Clubs

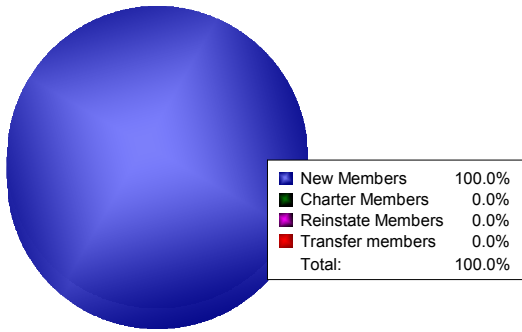


Members



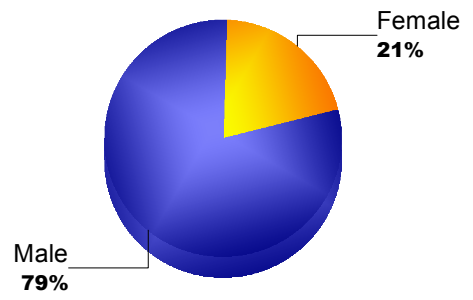
Membership Composition

June 2017 Cumulative



Gender Comparison

June 2017 Cumulative



Year	New Clubs	Dropped Clubs	Gain/ Loss Clubs	New Members	Charter Members	Reinstate Members	Transfer Members	Total Member Added	Total Members Dropped	Gain/ Loss Members
2012-2013	1	-2	-1	115	20	3	7	145	-177	-32
2013-2014	0	0	0	113	4	2	10	129	-120	9
2014-2015	1	0	1	112	35	1	5	153	-181	-28
2015-2016	0	-2	-2	98	0	0	7	105	-182	-77
2016-2017	0	-1	-1	77	1	0	12	90	-209	-119
Average	0	-1	-1	103	12	1	8	124	-174	-49

